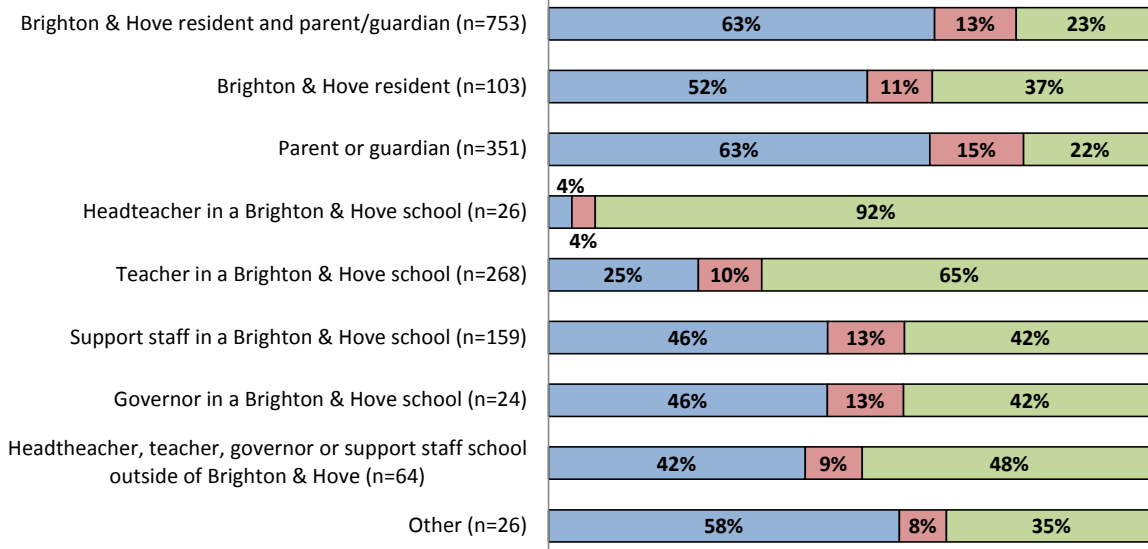


**Q1a. The council has no power to force schools to co-ordinate INSET days but do you think the council should encourage schools to do so?**

	Strongly agree		Tend to agree		Neither agree nor disagree		Tend to disagree		Strongly disagree		Total
	n	%	n	%	n	%	n	%	n	%	n
Brighton & Hove resident and parent/guardian	286	38%	192	25%	101	13%	91	12%	83	11%	753
Brighton & Hove resident	32	31%	22	21%	11	11%	13	13%	25	24%	103
Parent or guardian	134	38%	86	25%	54	15%	37	11%	40	11%	351
Headteacher in a Brighton & Hove school	0	0%	1	4%	1	4%	4	15%	20	77%	26
Teacher in a Brighton & Hove school	25	9%	41	15%	28	10%	48	18%	126	47%	268
Support staff in a Brighton & Hove school	35	22%	38	24%	20	13%	24	15%	42	26%	159
Governor in a Brighton & Hove school	5	21%	6	25%	3	13%	4	17%	6	25%	24
Headteacher, teacher, governor or support staff school outside of Brighton & Hove	12	19%	15	23%	6	9%	16	25%	15	23%	64
Other	9	35%	6	23%	2	8%	5	19%	4	15%	26
Total	476	33%	340	23%	196	13%	187	13%	265	18%	1464

**The council has no power to force schools to co-ordinate INSET days but do you think the council should encourage schools to do so?**

■ Strongly or tend to agree    
 ■ Neither agree nor disagree    
 ■ Tend to or strongly disagree

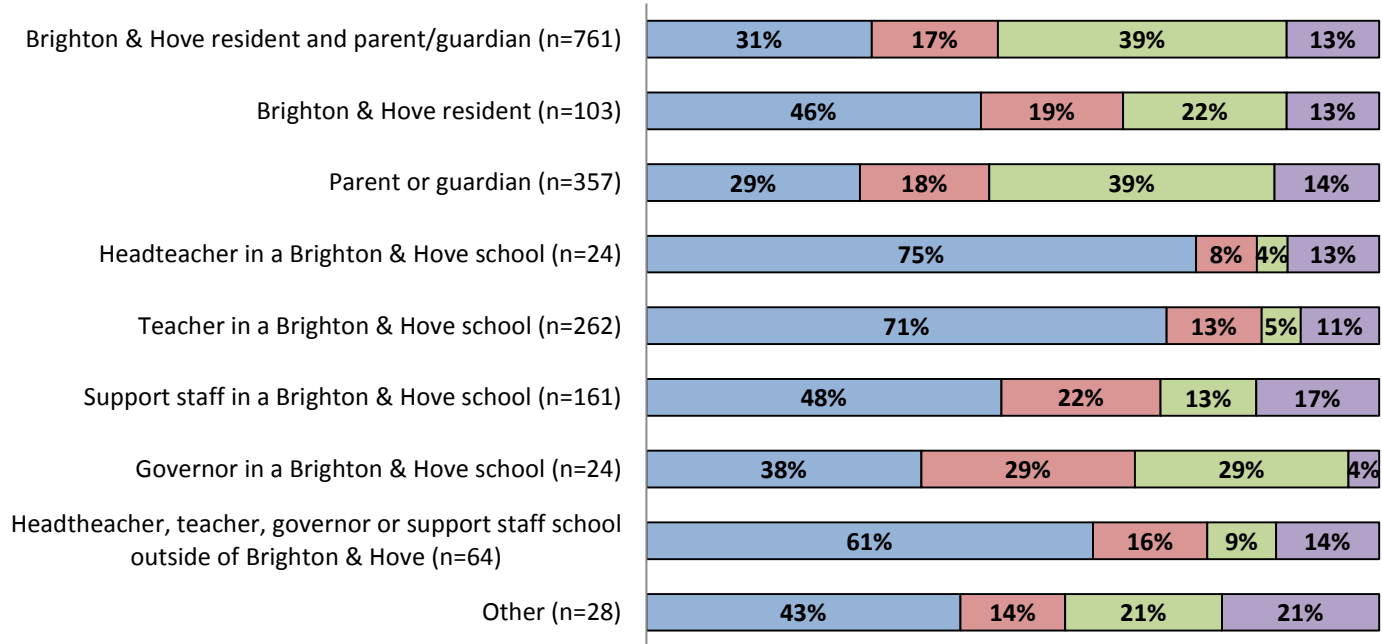


**Q2a. If you were given the choice, how would you prefer schools to take their allocation of INSET days?**

	Taken as individually days		2 or 3 days taken together		All 5 days together		No preference		Total
	n	%	n	%	n	%	n	%	n
Brighton & Hove resident and parent/guardian	234	31%	131	17%	300	39%	96	13%	761
Brighton & Hove resident	47	46%	20	19%	23	22%	13	13%	103
Parent or guardian	104	29%	63	18%	139	39%	51	14%	357
Headteacher in a Brighton & Hove school	18	75%	2	8%	1	4%	3	13%	24
Teacher in a Brighton & Hove school	186	71%	34	13%	14	5%	28	11%	262
Support staff in a Brighton & Hove school	78	48%	35	22%	21	13%	27	17%	161
Governor in a Brighton & Hove school	9	38%	7	29%	7	29%	1	4%	24
Headteacher, teacher, governor or support staff school outside of Brighton & Hove	39	61%	10	16%	6	9%	9	14%	64
Other	12	43%	4	14%	6	21%	6	21%	28
Total	550	37%	254	17%	480	33%	190	13%	1474

### If you were given the choice, how would you prefer schools to take their allocation of INSET days?

■ Taken as individually days  
 ■ 2 or 3 days taken together  
 ■ All 5 days together  
 ■ No preference

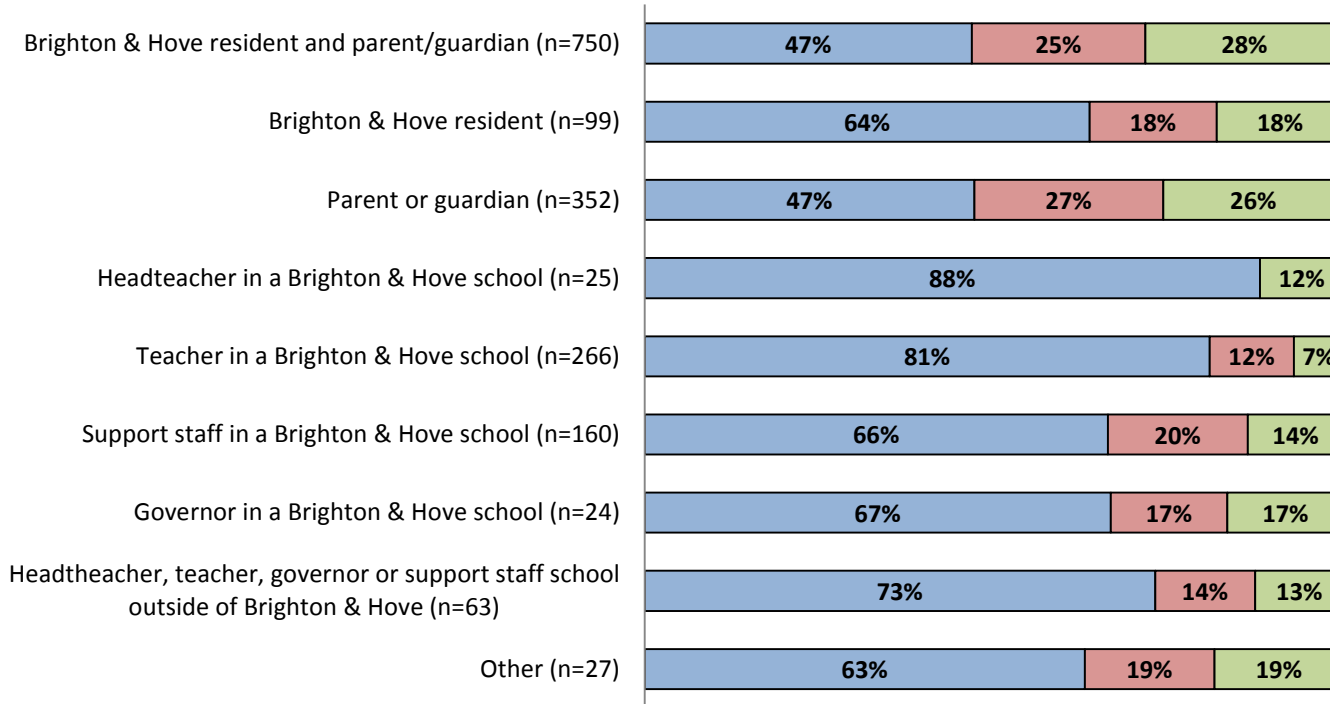


**Q3a. How happy or unhappy are you with the current arrangement of term dates?**

	Very happy		Fairly happy		Neither happy nor unhappy		Fairly unhappy		Very unhappy		Total
	n	%	n	%	n	%	n	%	n	%	n
Brighton & Hove resident and parent/guardian	105	14%	246	33%	186	25%	130	17%	83	11%	750
Brighton & Hove resident	25	25%	38	38%	18	18%	14	14%	4	4%	99
Parent or guardian	58	16%	108	31%	95	27%	57	16%	34	10%	352
Headteacher in a Brighton & Hove school	11	44%	11	44%	0	0%	1	4%	2	8%	25
Teacher in a Brighton & Hove school	113	42%	102	38%	32	12%	14	5%	5	2%	266
Support staff in a Brighton & Hove school	47	29%	59	37%	32	20%	13	8%	9	6%	160
Governor in a Brighton & Hove school	9	38%	7	29%	4	17%	4	17%	0	0%	24
Headteacher, teacher, governor or support staff school outside of Brighton & Hove	26	41%	20	32%	9	14%	6	10%	2	3%	63
Other	7	26%	10	37%	5	19%	4	15%	1	4%	27
Total	290	20%	480	33%	336	23%	225	15%	126	9%	1457

### How happy or unhappy are you with the current arrangement of term dates?

■ Very or fairly happy   
 ■ Neither happy nor unhappy   
 ■ Fairly or very unhappy

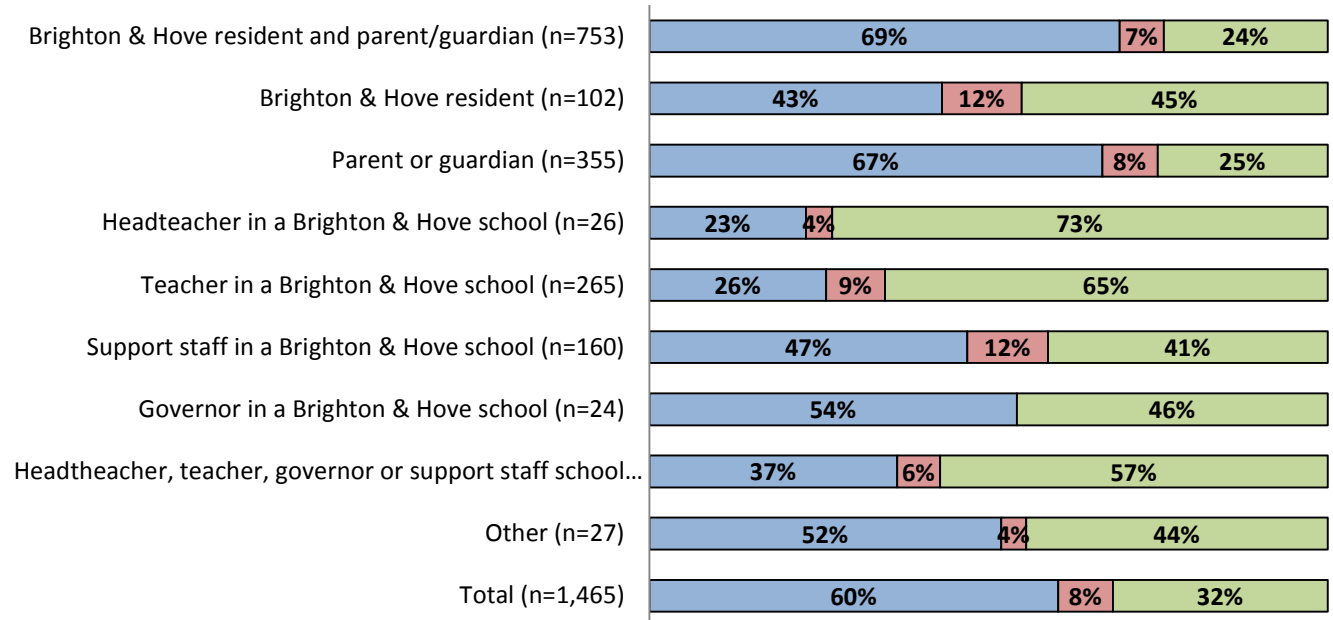


**Q3b. Do you agree or disagree that term dates should be changed to create a week of holiday outside the normal pattern of school holidays?**

	Strongly agree		Tend to agree		Neither agree nor disagree		Tend to disagree		Strongly disagree		Total
	n	%	n	%	n	%	n	%	n	%	
Brighton & Hove resident and parent/guardian	314	42%	208	28%	49	7%	73	10%	109	14%	753
Brighton & Hove resident	24	24%	20	20%	12	12%	16	16%	30	29%	102
Parent or guardian	150	42%	87	25%	29	8%	24	7%	65	18%	355
Headteacher in a Brighton & Hove school	2	8%	4	15%	1	4%	3	12%	16	62%	26
Teacher in a Brighton & Hove school	23	9%	46	17%	23	9%	48	18%	125	47%	265
Support staff in a Brighton & Hove school	35	22%	40	25%	19	12%	28	18%	38	24%	160
Governor in a Brighton & Hove school	4	17%	9	38%	0	0%	3	13%	8	33%	24
Headteacher, teacher, governor or support staff school outside of Brighton & Hove	7	11%	16	25%	4	6%	10	16%	26	41%	63
Other	6	22%	8	30%	1	4%	5	19%	7	26%	27
Total	522	36%	361	25%	118	8%	153	10%	311	21%	1465

**Do you agree or disagree that term dates should be changed to create a week of holiday outside the normal pattern of school holidays?**

Strongly or tend to agree   
  Neither agree nor disagree   
  Tend to or strongly disagree



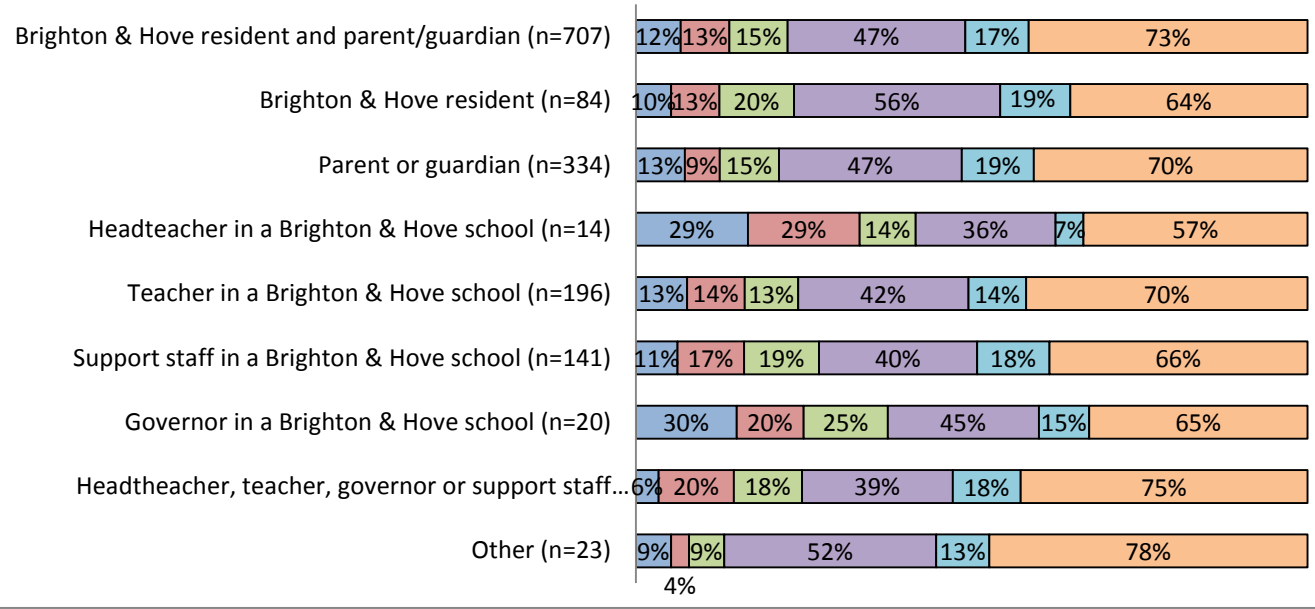


**Q3c. Supposing the school term dates were changed to create a new week of holiday, which of the current school holidays do you think should be shortened to allow this to happen? TOP TWO PREFERENCES**

	Q3a <sup>a</sup>												Total n
	Autumn half term		Christmas /New Year		Spring half term		End of Spring term (often known as Easter)		Summer half term		Summer holiday		
	n	%	n	%	n	%	n	%	n	%	n	%	
Brighton & Hove resident and parent/guardian	83	12%	90	13%	108	15%	329	47%	117	17%	516	73%	707
Brighton & Hove resident	8	10%	11	13%	17	20%	47	56%	16	19%	54	64%	84
Parent or guardian	42	13%	30	9%	51	15%	157	47%	62	19%	235	70%	334
Headteacher in a Brighton & Hove school	4	29%	4	29%	2	14%	5	36%	1	7%	8	57%	14
Teacher in a Brighton & Hove school	25	13%	28	14%	26	13%	83	42%	28	14%	137	70%	196
Support staff in a Brighton & Hove school	15	11%	24	17%	27	19%	57	40%	26	18%	93	66%	141
Governor in a Brighton & Hove school	6	30%	4	20%	5	25%	9	45%	3	15%	13	65%	20
Headteacher, teacher, governor or support staff school outside of Brighton & Hove	3	6%	10	20%	9	18%	20	39%	9	18%	38	75%	51
Other	2	9%	1	4%	2	9%	12	52%	3	13%	18	78%	23
Total	160	12%	160	12%	204	15%	615	46%	227	17%	939	71%	1324

**Supposing the school term dates were changed to create a new week of holiday, which of the current school holidays do you think should be shortened to allow this to happen? - Top two preferences**

■ Autumn half term     
 ■ Christmas /New Year     
 ■ Spring half term  
■ End of Spring term     
 ■ Summer half term     
 ■ Summer holiday



**Q4d. Supposing that a new week of holidays was created where in the school year do you think the new week's holiday should be? TOP THREE CHOICES**

	Added directly before the Autumn half term break		Added directly after the Autumn half term break		Added directly before the Christmas / New Year break		Added directly after the Christmas / New Year break		Added directly before the Spring half term break		Added directly after the Spring half term break		Added directly before the Spring holiday (often known as Easter holiday)		Added directly after the Spring holiday (often known as Easter holiday)		Added directly before the Summer half term break		Added directly after the Summer half term break		Added to the beginning of the Summer holiday		Added to the end of the Summer holiday		On its own Autumn term 1		On its own in Autumn term 2		On its own in Spring term 1		On its own in Spring term 2		On its own in Summer term 1		On its own in Summer term 2		Total		
	n	%	n	%	n	%	n	%	n	%	n	%	n	%	n	%	n	%	n	%	n	%	n	%	n	%	n	%	n	%	n	%	n	%	n	%		n	%
	Brighton & Hove resident and parent/guardian	89	12%	49	7%	44	6%	70	10%	49	7%	85	12%	47	6.6%	88	12%	179	25%	253	35%	180	25%	132	19%	77	11%	39	5%	60	8%	120	17%	142	20%	130		18%	713
Brighton & Hove resident	18	20%	10	11%	9	10%	9	10%	12	14%	16	18%	6	6.8%	11	13%	16	18%	15	17%	21	24%	19	22%	8	9%	7	8%	6	7%	11	13%	11	13%	8	9%	88		
Parent or guardian	49	15%	19	6%	13	4%	24	7%	30	9%	40	12%	22	6.6%	43	13%	76	23%	103	31%	79	24%	60	18%	38	11%	16	5%	26	8%	46	14%	62	19%	55	17%	331		
Headteacher in a Brighton & Hove school	4	24%	2	12%	2	12%	3	18%	0	0%	0	0%	1	5.9%	0	0%	4	24%	8	47%	5	29%	2	12%	2	12%	0	0%	0	0%	1	6%	2	12%	2	12%	17		
Teacher in a Brighton & Hove school	40	20%	49	25%	21	11%	36	18%	18	9%	21	11%	14	7.1%	19	10%	35	18%	50	25%	50	25%	32	16%	21	11%	18	9%	5	3%	9	5%	16	8%	30	15%	198		
Support staff in a Brighton & Hove school	23	16%	11	8%	9	6%	21	15%	11	8%	26	18%	6	4.2%	11	8%	32	23%	44	31%	36	25%	21	15%	10	7%	11	8%	13	9%	12	8%	20	14%	19	13%	142		
Governor in a Brighton & Hove school	5	24%	0	0%	1	5%	0	0%	1	5%	3	14%	2	9.5%	0	0%	6	29%	11	52%	7	33%	8	38%	2	10%	0	0%	1	5%	3	14%	3	14%	5	24%	21		
Headteacher, teacher, governor or support staff school outside of Brighton & Hove	10	19%	10	19%	3	6%	6	12%	6	12%	7	13%	2	3.8%	4	8%	15	29%	13	25%	12	23%	10	19%	6	12%	5	10%	3	6%	3	6%	4	8%	5	10%	52		
Other	4	17%	2	8%	0	0%	2	8%	2	8%	4	17%	2	8.3%	1	4%	6	25%	8	33%	6	25%	5	21%	0	0%	2	8%	1	4%	3	13%	7	29%	4	17%	24		
Total	191	14%	120	9%	83	6%	141	11%	102	8%	166	13%	86	6.5%	156	12%	306	23%	422	32%	327	25%	246	19%	142	11%	79	6%	99	7%	189	14%	239	18%	219	16%	1328		

<b>Q4e. (neighbouring authorities) How important or not is it to you that school term dates are broadly the same in Brighton &amp; Hove as in...</b>									
	Very important		Fairly important		Not very important		Not at all important		Total
	n	%	n	%	n	%	n	%	
Brighton & Hove resident and parent/guardian	114	15%	124	17%	184	25%	316	43%	738
Brighton & Hove resident	26	26%	25	25%	23	23%	26	26%	100
Parent or guardian	68	20%	58	17%	78	23%	142	41%	346
Headteacher in a Brighton & Hove school	10	38%	12	46%	1	4%	3	12%	26
Teacher in a Brighton & Hove school	90	35%	64	25%	49	19%	57	22%	260
Support staff in a Brighton & Hove school	41	26%	24	15%	37	24%	53	34%	155
Governor in a Brighton & Hove school	6	25%	6	25%	5	21%	7	29%	24
, governor or support staff school outside of Brighton & Hove	41	69%	6	10%	8	14%	4	7%	59
Other	10	37%	5	19%	4	15%	8	30%	27
Total	298	21%	262	18%	336	23%	536	37%	1432

<b>Q4e. (authorities across the UK) How important or not is it to you that school term dates are broadly the same in Brighton &amp; Hove as in...</b>									
	Very important		Fairly important		Not very important		Not at all important		Total
	n	%	n	%	n	%	n	%	
Brighton & Hove resident and parent/guardian	45	6%	89	12%	202	28%	385	53%	721
Brighton & Hove resident	7	8%	16	18%	32	36%	33	38%	88
Parent or guardian	26	8%	49	15%	103	31%	158	47%	336
Headteacher in a Brighton & Hove school	3	14%	5	24%	8	38%	5	24%	21
Teacher in a Brighton & Hove school	42	17%	52	21%	76	31%	78	31%	248
Support staff in a Brighton & Hove school	16	11%	22	15%	42	29%	66	45%	146
Governor in a Brighton & Hove school	1	5%	6	27%	10	45%	5	23%	22
Headteacher, teacher, governor or support staff school outside of Brighton & Hove	12	21%	10	18%	17	30%	17	30%	56
Other	2	7%	6	22%	9	33%	10	37%	27
Total	121	8%	200	14%	405	28%	652	46%	1378

### How important or not is it to you that school term dates are broadly the same?

**Very or fairly important**

■ Neighbouring authorities ■ Accross the UK

